

Rocky Mountain Wa Shonaji Quilt Guild

June 2021 Newsletter

At last month's meeting, Cassandra Sewell let us in on her productivity secrets. For a recap, see "COVID Sewing" on page 9.

June 5 Meeting Buzzing as a Bee

Presented by Joanne Walton

Depicted in art, both folk and fine,* Quilting Bees have played a role in women's history. We will have a chance to learn all about Quilting Bees from Joanne, who will discuss:

- What is a Bee
- When and where Bees were first formed
- The purpose of a Bee

A group discussion and a question and answer session will follow.

* The distinction between folk art and fine art is cultural; much of what is considered to be folk art is, in fact, fine art!

Inside this Issue

President's Piece.....	2
Parliamentarian's Patch.....	3
Secretary's Scraps	3
Librarian's Loft.....	4
On Point with the Exhibits Committee	5
Charity/Comfort Quilts	5
Wa Shonaji Zigs and Zags	6
June Recipe	7
COVID Sewing	9
Block of the Month.....	10
Double Tasking Quilters.....	11
Sister Stitcher - Gift Ideas!	13
Tips 'n Tricks.....	15
Accidents in North American Quilting	16
May Show and Share	17



*The
Sunflower's
Quilting Bee at
Arles*
By Faith
Ringgold

[Mary Lassiter](#), VP of Programs, would like your input. What do you find challenging? Is there a topic on which you could use more instruction or help? Examples might include: binding, appliqué, paper piecing, stitch in the ditch, quilt sandwiching or free motion quilting on a domestic machine. Let Mary know so she can consider the topic for a future meeting!

President's Piece

Hi Guild Members,

I see a light at the end of the tunnel of stay at home practices. I think we might be able to get together in person sometime this year since more people are getting their COVID vaccination shots, making it safer to get together.

The Corona virus has changed our world in that it has expanded the ways groups might meet. If we are able to locate a site and meet in person this summer/fall, we will still continue to provide Zoom access to our meetings so that members who live out of state or who do not live in the Denver Metro area can still attend our meetings.

The next Rocky Mountain Wa Shonaji Guild meeting is scheduled for Saturday

June 5, 2021. The Zoom information/link will be sent out to all members and I hope to see you all there. Keep quilting and I look forward to seeing what wonderful quilts were created during this difficult time.

Stay safe and God Bless.

- Geneva Lottie



Parliamentarian's Patch

Know Your Guild!

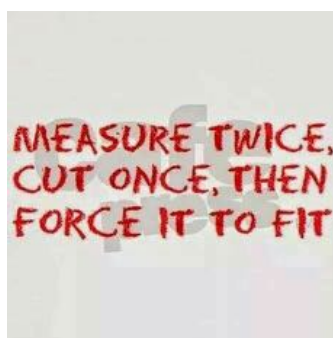
Last month, Edith Shelton, Parliamentarian, pointed out that we should all be aware of and familiar with Wa Shonaji's Bylaws and Standing Rules. To help you become familiar with them, from time-to-time a section of the Bylaws will be featured in the Parliamentarian's Patch.

This month, we start at the beginning - with Article I - Preamble. The Preamble tells us that the name of the guild is Rocky Mountain Wa Shonaji Quilt Guild. Wa Shonaji comes from the K'Swahili East African language and represents the expression "people who sew." The principal location and area of service is the State of Colorado, so the Guild's name reflects both our region of the United States and our cultural heritage. The Rocky Mountain Wa Shonaji Quilt Guild is a nonprofit organization.

Secretary's Scraps

Highlights from the May Meeting (Not Discussed Elsewhere in the Newsletter)

- Membership is 53; 36 members attended the March Meeting
- The Guild had no new members in May.
- Mary Lassiter is seeking ideas for presenters.
- Luana Rubin of e-Quilter is collecting quilts for those traumatized by the mass shooting at the King Soopers in Boulder. Quilts for this effort are from your personal stash. De Lois Powell requested a label for a quilt she has made and is going to donate to the Boulder families.
- Happy Birthday wishes to Janet Scott, Adrienne Bryant and Iris Hawkins.
- May's Monthly Drawing Winner was Edith Shelton. Congratulations Edith!
- Linda was waiting to receive 3 "Faces" quilts and Joanne requested Artist's Statements from those who turned in a "Faces" quilt.
- The Forum is up and running on the Wa Shonaji Website! If you need assistance, please contact [Ann Worsencroft](#).



Librarian's Loft

Don't forget...

The Wa Shonaji library has a plethora of books available for check-out. What a great resource it is for all of us! Browse through the catalog to see if there is a book you would like to check out. The titles of the books can be found on the website in the Members' Area, which has a drop down list of books in [Our Library](#).

Wa Shonaji's library contains over 100 books. A committee is reviewing the books to determine whether to keep, relocate, donate or sell (for a minimal cost to Guild Members) each book.

Members are encouraged to look at the list and let [Connie Turner](#) know which books they think Wa Shonaji should keep in its library.

The Corner Library

The Corner Library is a monthly feature where members tell us about a quilting book. The book can be new or an old favorite. [Send in](#) the name of the book and a photo and tell us about it!

Consider telling us:

1. What made you purchase the book?
2. If it is an old favorite, why has the book stood the test of time?
3. Did you complete a project from it?
4. If so, did you make it exactly as instructed or did you put your own spin on it?
5. Would you recommend Wa Shonaji add this book to our library?

Scrap Patchwork & Quilting by Marti Michell 1992 – 143 pages, Hardcover


- Submitted by Caroline Song

I came across my worn copy of this book purchased years ago. Although this is an older publication, if you like scrap quilts as I do you will find this book to be a welcome addition to your own library or to the Guild library.

In this book, Marti Michell discusses what scrap quilts are and why their popularity abounds. She also addresses topics ranging from collecting scraps to using them effectively and includes a number of design examples.

New: Amazon \$6.50 - \$11.95 Used: \$4.69 Thriftbooks, \$3.79 Abebooks

"Scrap quilts are warmer. Some people laugh at me, but I insist it's true. It must be because these quilts exude warmth and memories from the design surface in addition to the expected thermal warmth. If you don't believe that, you will surely agree that scrap quilts are happy quilts. They are not pretentious, they make you want to linger." (p. 24)



On Point with the Exhibits Committee

The Exhibits Committee is hard at work preparing the online “Faces” exhibit.

We are hoping for a good turnout for the “Things Ain’t What They Used to Be” exhibit, which will be online in August. Quilts will be collected Saturday, 17 July, 11:00-11:30 at the Library parking lot. “Faces” will be returned at that time as well.

The theme of “Things Ain’t What They Used To Be” offers a wide range of possibilities. Since the exhibit will be virtual, there is no size limitation. No time to make a new quilt? The Artist Statement could be crafted to satisfy the theme. If you have any questions, contact the Exhibit Committee:

- [Joanne Walton](#)
- [Linda White](#)
- [Marcia Walker](#)
- [Mary Lassiter](#)

Charity/Comfort Quilts

Luana Ruben of eQuilter provided quilt tops, batting and backing to the Guild for us to complete. Joanne Walton is making labels for the quilts. Now we need Guild members to finish the quilts. If you can finish a quilt, please contact [Karen von Phul](#).

When you finish a quilt, return it to the Guild. The Guild is planning on donating the quilts in 2022 since we already have other projects in the works for this year. The goal is to provide the quilts to charities and spread them throughout our communities. Karen will store the finished quilts until we are ready to donate them.

In the meantime, however, inform the Board if you know anyone who might need a quilt. Keri Mills has requested one for a neighbor who is undergoing cancer treatment. Joanne Walton has a contact for foster children. We do need to track these quilts since they belong to the Guild. Karen will track the quilt tops received from Luana in 2021, and Joanne will track completed quilts received from Luana in 2020. These reports will be forwarded to the Historian, Brenda Ames, for recording. If you finished one of these quilts, and already gifted the quilt to a person, please let Karen know.

ALSO: The Boulder Emergency Taskforce reached out to Luana to request quilts for those traumatized by the March 22 mass shooting at the King Soopers in Boulder. Those traumatized include the families of the 10 victims and the 150 first responders who rushed to the King Soopers to save lives. Luana’s [blog](#) provides details. Although this project is not an official Wa Shonaji project, we hope you will participate. If you have questions, please reach out to Joanne via phone (303 463-5336) or [email](#).

Wa Shonaji Zigs and Zags



Karen Von Phul standing next to her art at the exhibit. She used copper to make the tree!

Wa Shonaji Members in the African American Fiber Arts Festival

You may remember from last month that **Karen von Phul** and **Stephanie Hobson** had quilts accepted in the [African American Fiber Arts Exhibit](#) in North Charleston, SC. Karen took a trip to North Charleston and sent back these photos of the Wa Shonaji members' quilts.

Artists were challenged to create works that illustrate the idea of "sankofa," an African word and symbol representing the idea that we must remember our past in order to protect our future.



Stephanie Hobson's Mariner's Compass Quilt



June Recipe

June is my birthday month so I am breaking my own “short recipe” rule with one of my very favorite and special new treats which is a “Pancake Sundae.” Try it before you laugh. My particular ingredients may seem a little unusual, but they are easy to find. I like to use Birch Benders Pancake & Waffle Mix, the keto blend (found at Whole Foods, Sprouts and Vitamin Cottage), and Alden’s French Vanilla Ice Cream (found at the same grocery stores).

Let me warn you that the texture of the pancake is a little bit crunchy from the tiger nut flour (a prebiotic) and very tender (I add the egg to help with the texture), but, it turns out that the texture is what I find very interesting and satisfying.

Alden’s French Vanilla has the fewest and cleanest ingredients in the Alden’s line of products and is easily obtained.

Following is my own special recipeplease try it and I hope you enjoy it as much as I do.....

Netta’s Birthday Pancake Sundae

Ingredients:

- 4 Mock Sour Dough Gluten Free Pancakes:
- 2/3 cup Birch Benders Keto blend Pancake and Waffle Mix
- 1/2 cup kefir/yogurt/buttermilk or 1/2 cup water
- 1 egg
- 1 teaspoon vanilla
- 1 teaspoon orange liquor (or more)
- 1 tsp baking powder
- (1/4 teaspoon baking soda if using fermented dairy)
- 1 tablespoon sugar substitute or sugar
- Fresh blueberries (optional)
- (water if needed to make a thinner batter)
- Alden’s French Vanilla Ice Cream
- Hershey’s Special Dark Chocolate Sauce

Directions:

- Heat a skillet or griddle for pancakes.
- In a medium size bowl, mix together all of the dry ingredients.
- In another bowl, lightly beat the egg and add the other wet ingredients. Mix well.
- Pour the wet ingredients into the dry ingredients. Note that there is no gluten to toughen the batter. This combination may expand when using fermented dairy. For a more fluffy pancake, do not beat down the batter.
- Grease the skillet or griddle and cook the pancakes. Add the blueberries to the top of the wet batter on the griddle/ skillet.

Assembly:

Take one pancake, place a scoop (a quenelle if you are fancy) of ice cream on the pancake and drizzle with Hershey’s Special Dark Chocolate Sauce (found at King Soopers).

Enjoy!

- Netta Toll



Wa Shonaji Zigs and Zags

Upcoming Wa Shonaji Programs

- July 10, 2021: "Christmas in July" facilitated by Mary Lassiter
- August 7, 2021: "Things Ain't What They Used To Be" show and share
- September 4, 2021: "Birthday Backyard Quilt Exhibit" with Joette Bailey-Keown
- November 6, 2021: "On Pins and Needles" facilitated by Joanne Walton

Quilt for Governor Polis

Wa Shonaji is going to make a quilt in appreciation of Governor Polis' level-headedness in handling the pandemic. Ann Worsencroft is putting together a committee for the design, creation, and sewing of the quilt. So far Joanne Walton, Artie Johnson, Karen von Phul, Stephanie Hobson, Pennie Estrada, and Cassandra Sewell have volunteered. If you would like to join the committee, please email [Ann](#).

Houston Quilt Festival

Wa Shonaji is going to the [Houston Quilt Festival](#) October 28-31!

Two rooms with king-sized beds are still available! \$888 for 3 nights (including taxes). Contact [Karen](#) if you are interested. 720-301-9237. **Karen must receive all room deposits by June 1!**

Save the Date! June 12 Birthday Parade for Erna Sanderson!!

Erna Sanderson (aka "Mommie" or "Jeanette") turns 90 on June 11. Karen von Phul and her sister, Jennifer, are hosting a drive-up birthday parade for Erna on June 12 at noon. Erna's address is 3901 E 26th Ave. In Denver. To avoid blocking traffic, the parade will be in the back of her house on Hadden Road (it is a half circle). If you have one, bring a photo of yourself. On the back, write your name and a memory you have of Erna. You can put the photo in an envelope or a birthday card for delivery on the 12th!

June Birthdays

- 4 June - Steve Bowley
- 8 June - Mary R. Davis
- 8 June - Helen Stubblefield
- 8 June - Netta Toll
- 11 June - Helen Kearney
- 11 June - Erna Sanderson (90th!!)
- 26 June - Camilla Edwards

COVID Sewing

Cassandra Sewell's prolific quilting output during the pandemic may have landed her a long arm quilting machine! She made enough quilts to give everyone in her family (including grandchildren) a quilt for Christmas and it dawned on her husband that a long arm quilting machine might cost less than paying for someone to quilt the quilts. If that is not incentive to buy fabric, ignore household obligations and quilt like a madwoman, what is?

Cassandra's May 1 presentation to the Guild on "Surviving COVID with Sewing" was full of inspiration, online resources and tips to save money so that you have more to spend on fabric. At first, we were all wondering where she was going when she shared her initial goal of only using fabric in her stash. Things became more realistic when Cassandra told us that goal went out the window as soon as she discovered online shopping and curbside pickup!

After the presentation, Cassandra shared her slides and the John Lewis block pattern (in rotary cutting and templates), along with the PJ file for EQ8. She also mapped EQ8 block patterns to Accuquilt Dies and put the document on the Wa Shonaji forum.


Thank you, Cassandra, for the presentation and for sharing all your resources!

Encyclopedia of Pieced Quilt Patterns

"Encyclopedia of Pieced Quilt Patterns" by Barbara Brackman is available on the [EQ8 website](#). The book is \$59.99, but EQ often has sales. The next time Cassandra receives a discount coupon from EQ8, she will forward it to the group.

Cassandra STRONGLY recommends the 3rd edition, as it has color pictures and is easier to read than previous versions.

Alex Anderson from The Quilt Show interviewed the author, Barbara Brackman. You can watch the interview on [Youtube](#),



Twisted Rope by Cassandra Sewell. Submitted to Golden Media, which publishes several quilting magazines.

Cassandra's Sources of Inspiration

- [The Quilt Show](#)
- [Craftsy](#) (Online quilt classes)
- [Scribd](#) (Magazines for \$10/month)
- [Issuu](#) (Free magazines online)
- Public Television (Eleanor Burns, Fons and Porters, Quilting Arts)
- Facebook groups (Black Girls Quilt, Quilting free Patterns, Featherweight Friends, Electric Quilt Users, Fatcat Friends)

Block of the Month

2021 Block of the Month

Road Trip

July's Blocks of the Month are block numbers 11 and 12!

Wow! Another block complete and, just think, there are only four more to go. They are getting easier and easier. Records show that seventeen of twenty quilters are up-to-date with their block making. At last month's meeting, Mary Davis had completed all her blocks. Congratulations, Mary!

- Artie Johnson



Artie's July Blocks of the Month



Artie's Completed 2021 Block of the Month Quilt



Double Tasking Quilters

I listen to audio books while I quilt (and garden and do dishes and ...) and I have quite a list of recommendations. My favorite genre is historical fiction, especially books about women. I also love books that are unique - that do not follow a typical storyline. When I'm listening to a book, the narrator has to be really good or I'll stop listening.

Normally I am not a fan of memoirs, but I loved *Becoming* by Michelle Obama and *Promised Land* by Barack Obama. Being a bit of a political junkie I was fascinated by President Obama's "behind the scenes" stories read in his own voice. I cannot wait for the second part to come out!

One of the best books I've listened to in a long time is *Miss Benson's Beetle* by Rachel Joyce. I don't think I've read anything quite like it - ever. It's a story about adventure and the power of friendship - and what it means to be a friend. You will laugh and cry, sometimes at the same time.

When We Were Young and Brave by Hazel Gaynor is historical fiction that sticks very close to the facts; many of the events and people are real. It is the story of teachers and children in a school in China that was occupied by the Japanese in World War II. The children were separated from their parents, who were diplomats and missionaries. The story is told from the perspective of a teacher and a student. The book is beautifully written and wonderfully narrated and tells a piece of history I did not know anything about.

My Sister the Serial Killer by Oyinkan Braithwaite is like no other and won all kinds of literary prizes. I am not sure whether to describe it as a crime thriller or a story about sisters. Either way, it is a great listen - just don't work on anything that you cannot do while being distracted.

Elizabeth Acevedo's *Clap When You Land* is another award-winning book that will have you captivated from the moment you start until long after you finish it. Heartbreaking and heartwarming, listening to the book is like listening to a ballad.

Finally, an old book that I listened to this past year for the first time, is *Lost in Shangri-La*. It is a true story about a mission to rescue survivors of a plane crash on a remote island in the South Pacific during WWII. It's an engrossing story and one that left me absolutely stunned at the behavior of the U.S. Military.

Those are some of my top recommendations. If you read/listen to any of them, I'd love to know what you think.

Tag! You're it! It's your turn to share YOUR recommendations for what to listen to while you quilt. Books, podcasts, music, soap operas, documentaries - let us know!

- Monica Lynn

What do you listen to while you quilt? [Send in your recommendations](#) and I will share them here each month!

Quilting Threads

Upcoming Quilt Shows

[Vermont Quilt Festival](#). Join VQF for 10 days of online quilting classes, exhibits, gallery talks, vendor shopping & demos and more! June 17 - 27, 2021.

[Quilt, Craft and Sewing Festival](#). July 8-10, 2021 at the Arapahoe County Fairgrounds. Admission is \$10 for 3 days.

[Quilt~a~Fair 2021](#). September 23-25, 2021 (9a-4p Thu and Fr; 9a-2p Sat). Boulder County Fairgrounds (9595 Nelson Rd., Longmont).

[Silver Threads Quilt Show](#). Quilting through the Ages. September 17-19, 2021, CO. Located in an historic underground mine with more than 140 new and antique quilts on display. Hosted by Silver Threads Quilt Guild.

Around the Neighborhood

[Columbine Quilt Guild](#)

- Meetings are on the second Monday of the month at 6:30 pm. Guest fee is \$5.
- The next meeting is June 14 and will feature Timna Tarr and her Flying Colors Trunk Show.

[Colorado Quilting Council Meetings](#)

- Rita Meyeroff presents "Crazy Quilts, New and Old" Saturday, June 26 at 10 am.

[Quaking Aspen Quilt Guild](#)

- Meetings are on the third Thursday of the month from noon - 2pm. Guest fee is \$10.
- The next meeting is June 17: "Oompa Accordion HSTs" by Beth Helfter.

Rocky Mountain Quilt Museum Happenings

- Current Exhibit: April 19-July 17. Jackie Grimaldi: Every Stitch Matters and Barbara Yates Beasley: Walk on the Wild Side.
- Every 4th Saturday from 1-3 pm starting April 24. Zoom class on color and composition with Lea McComas.
- June 1 from 1-3 pm. Hexie Ladies Meeting. This is a meeting for everyone, beginners and advanced alike. Come learn the method and art of English Paper Piecing. Learn different techniques in class; ideas and inspirations abound. Bring a current project or start a new one! All are welcome. No charge - meets in the Sandra Dallas Library.
- June 5 and June 12 from 1-3 pm. Creating Eyes for Portraits with Barbara Yates Beasley. Cost \$120 + \$35 for supply kits. Do you know the difference between a predator and a prey animal's eyes? When you look at eyes closely, they are fascinating. Learn about the iris's different shapes and tricks that will make your portrait more realistic. We will practice creating human and animal eyes. IN PERSON class seats are filled, registration for a virtual class is still available call 303-215-9001 to sign up.
- June 13 at 2 pm. Marcy Wright: Depression Era quilts. Join via Zoom.
- Taking donations for the Trash to Treasures Garage Sale - August 14th from 9 AM - 2 PM

Calls for Exhibits

- Rocky Mountain Mile High Men's Exhibit - 16th Biennial Exhibit of Quilts Made by Men. January 17 ~ April 16, 2022. [Entry Information](#).
- Evolutions 2022 - Looking Back - Moving Forward. April 18 ~ July 16, 2022. [Entry Information](#).

Sister Stitcher - Gift Ideas!



Have you met Sister Stitcher? She is a mythical quilter whose quarter inch never wavers, whose bobbin never runs out, and who finishes her projects on time. She lives in a house that never needs cleaning, with a spouse who cooks and holds up quilts as requested. Her studio space measures 100x100, with lots of natural light. Oddly enough, it never needs cleaning either.

This month, Sister is turning to Mr. Stitcher to help a man in love.

Sister, I'm so glad we're getting back to normal. We lost my grandmother to COVID-19 in February. It's been a long, hard time for us all.

My fiancée has been the best. Going through all this has just made us closer. When Grandma died, Jocelyn stepped up and helped us make the arrangements, set up the Zoom for the memorial service, guided my less savvy relatives through Mute/Unmute, and was just all-around awesome. I thank God for putting Jocelyn in my life, today and all the days to come.



Here's the problem: My family wants to thank Jocelyn for all she's done for us. She's your people: a quilter. She's got a sewing machine, and she's got fabric, and she's got I don't know what else. She's so happy when she's cutting up fabric or going out with her quilty friends to quilt shows. It's obvious that something from Quiltland would be a great gift. But, what?

Maurice

Maurice, Mr. Stitcher here. We are so sorry for your loss. And we congratulate you on finding such a wonderful partner!

Gifts for his darling wife are not Mr. Stitcher's area of expertise. But, because he has a Wise Council, he has learned a thing or two about gifts for quilters. He's friends with the staff at Sister's favorite quilt shop. When they say "This is what she wants," Mr. Stitcher listens. If they hand him a kit or a pile of Kaffe Fassett fat quarters, Mr. Stitcher hands over his credit card. He's also had Sister mark up catalogs for his buying pleasure. "How did you know I wanted this, darling?" she asks. Sister TOLD him, that's how.

Now, the Stitches have been married for some time, and you may not yet know as much about Jocelyn's quilty life. If so, you need one of her quilty friends, one who can keep a secret. You need some intel about what fabric Jocelyn likes and where she likes to buy it. Or if she's dreaming of a new machine, and which one.

Ask Quilty Friend if there's an event Jocelyn would really like to attend. For example, Guild Retreat. Does Jocelyn disappear for one weekend, around fall or so? And does she come back with 5 quilt tops and ideas for 5 more? And she hasn't slept, because she was up talking and sewing with her friends? Quilty Friend will tell you if Jocelyn is signed up for that, or if there's a class that would rock her world. Sister has been hinting about a trip to Hawaii. Yeah, yeah, there's a beach, but Sister wants to take a Hawaiian Quilt class from some teacher there, and take Mr. along. What an honor for Mr. Stitcher! Luckily for him, Mr. wants to do some surf fishing. It sounds like a great End of the Pandemic Celebration to him!

I saw you swallow, Maurice, and I know what you're thinking. You're planning a wedding, and you've just had a funeral, and maybe you're trying to buy a house. Your family's gratitude is boundless, but not so much your wallet. Mr. gets that for sure.

Back to Quilty Friend. By now, you must know Jocelyn's friends. Maybe one of them helped you choose the engagement ring. If that friend quilts, you have your Wise Councilor to give you the 411. You're asking the most important one: What would say "thank you" to this wonderful woman?

If she doesn't care about going on a trip, don't even look at Houston. If Jocelyn wants a new machine, drill Wise Councilor on what she wants, how much it costs, and where you would buy the machine. If a new machine is out of your reach, ask Wise Councilor about a used machine, from a reputable shop. If that's out of your reach, think about some furniture. How about a new ergonomic chair? A really good iron? If you're handy, you can make something personal for Jocelyn. Mr. Stitcher built a cutting table for Sister from his scrap lumber and stenciled her initials on the corner. She's still saying thank you, ten years later.



It doesn't have to include needle and thread, Maurice. Replace the carpet in her sewing room, or put down a hardwood floor. Wire her sewing room for sound. Ask Wise Councilor if the catalog from the Bisa Butler exhibit or some antique blocks would surprise your lady.

Be prepared too, for Wise Councilor to gently steer you in another direction, Maurice. Jocelyn may want to buy tools of the trade herself. That opens the door for some other choices. Have you considered giving her a piece of Grandma's jewelry? It would truly be a gift from the whole family. Maybe a new piece of jewelry, or a fruit tree, or a KitchenAid mixer.

Whatever you decide, choose something that Jocelyn wants. She will feel your gratitude if the gift reflects her. Trust Mr. Stitcher on this.

It sounds as if you and Jocelyn are off to a great start, Maurice. Sister and I wish you all the best.

Bisa Butler's first solo exhibit is at the [Art Institute of Chicago](#). You can view some of her art online as well as view a video in which she talks about her art and "Quilting for Culture."

Tips 'n Tricks

Accordion Half Square Triangles

Beth Heltfer (presenting at the Quaking Aspen Quilt Guild in June) invented a very cool way to make half square triangles and you can view her method in this three-part Youtube series:

- Part 1 - [Why Scrappy and What to Cut](#)
- Part 2 - [Sewing the Accordion!](#)
- Part 3 - [Cutting Apart and Trimming](#)

Beth also shares a nifty tool, one [that](#) even anti-gadget quilters might like. It's the "[Clearly Perfect Slotted Trimmers](#)" by New Leaf Stitches

How to Present a Quilt as a Gift

By Artie Johnson

You've made a beautiful quilt for a loved one and it is now time to present it as a gift. You are finished with the painstaking work of choosing the right combination of colors and patterns in the fabric. You've chosen a pattern that is attractive and fits well with the fabric and the recipient. You cut and sew, sometimes staying up late to finish on time. You have the aches and pains in your back and shoulders to prove it. Then you either sandwiched and quilted it or found the right person to quilt it for you.

Now you are ready to present it to your loved one. How do you give your quilt as a gift to someone so that they can value it as much as you do?

It is easy to be humble and just toss the quilt to the recipient, saying "Here, I made this for you." After all, a quilt is big, bulky and hard to fit in a gift bag. It would take a lot of wrapping paper to wrap. It might even be tempting to throw it in the only bag that is big enough – a garbage bag.

**Do you have a favorite tip or trick?
Have you come across a new one?
Please [share](#) so we can all learn it!**

Colorful Quilts

Timna Tarr (presenting her trunk show at the Columbine Quilt Guild in June) is known for making fun, colorful award-winning quilts. During her trunk show, she talks about her design and color choices, as well as the personal stories behind the quilts.

Timna also offers several [online workshops](#) for \$35 each:

- O Happy Day: Appliquéd Circles 6 Ways
- Stitched Mosaics - Basic Technique
- Strung Along - String Quilting
- Map Making with Fabrics

The workshops are pre-recorded and you can view them as many times as you like for a year.

Unfortunately, if the recipient does not understand the true value of the quilt and the painstaking effort you have put into it, the quilt might be used for a dog bed, under the car to change the oil, to protect the furniture during a move or as a diaper changing pad.

Part of the joy of getting a gift is the anticipation and unwrapping. A properly wrapped gift provides anticipation to the recipient. It shows both your loved one and your quilt the proper respect they both deserve. If you treat your quilt like trash, so will the recipient.

So package your quilt nicely, give it a bow and deliver it with ceremony!

Accidents in North American Quilting


NOTE FROM EDITOR: One of my non-quilting passions is rock climbing. Published annually, *Accidents in North American Climbing* documents the year's most significant and teachable climbing accidents. To help climbers avoid similar problems, each incident is analyzed to show what went wrong. I recently finished a quilt for my son and daughter-in-law. Before I took it to the quilter, I had an epic "accident." Accident is in quotes because, like most accidents, it was avoidable.

As I was compiling the beautiful show and share quilts and other projects that Wa Shonaji successfully completed, I started thinking "what about the things that didn't go as planned? What about the mistakes?" Just as with climbing accidents, which often have more dire outcomes than two fabrics sewn wrong sides together, we can learn from each other's mistakes and elicit advice on how to deal with quilting emergencies. This column will feature two parts: 1) a new quilting accident and 2) feedback from the membership on the previous month's accident.

At the very least, we can share a chuckle and not feel so alone in our goof-ups. So please, send me your "teachable moments" (I know you must have one or two) and/or your advice on how to remedy the accident of the month. I'll kick it off this month!

This month's accident comes from Rosemary Sherrell. Can you imagine what it would take to cut a hole in one of your quilts? Rosemary can!

While embroidering a small butterfly onto the quilt top of this "diamond quilt," a part of the top was caught underneath the embroidery frame. It resulted in having a butterfly stitched where I wanted it and the same butterfly stitched where I didn't want it. Well, as many may know, most of the time it's nearly impossible to unstitch an embroidery design so I had no other option but to cut a hole about the size of a 50 cent piece through the quilt top to free it from the backside of the butterfly. I must have stared at the hole for an eternity. Then it occurred to me, I could replace the mangled triangle and sashing. I had one orange triangle left, however I didn't have enough fabric for the sashing and border so I used a wild color and embroidered a large butterfly over the off-colored fabric. Lesson learned: Look underneath the embroidery frame before pressing "Go."




May Show and Share

Do you have a finished quilt to share? Send a picture to [Linda White](#) by the end of June. Include:

- The name of the piece
- The designer if it is from a pattern
- The dimensions
- The name of the quilter/business




Sampler Quilt
from my first
quilting class in
2018
Alex Anderson's 3rd
edition of Start Quilting
40 X 40 inches
Toni Reddick
Quilted by Toni Reddick



Baseball Themed
9-patch Crawling
Mat
50 X 70 inches
Toni Reddick
Quilted by Toni Reddick



Blessed
For Dana Plummer
26 x 22 inches
De Lois Powell
Quilted by Wendy
Arend of the Purple
Tutu Quilting



Blessed
Pieced by/For
Grandma De Lois
35 x 21 inches
De Lois Powell
Quilted by Wendy
Arend of the Purple
Tutu Quilting



Honey Bear is showing
some of the bowl
cozies made for
friends and family
from Artie Johnson's
class.
Chris Jacques



Josh and Mariah's
Wedding Quilt
Semi-traditional double
wedding ring pattern. Border
design by Monica Lynn
70 X 70 inches
Monica Lynn
Quilted by Jukebox Quilts, Ft.
Collins